

CANDIDATE GUIDE FOR ONLINE EXAMINATIONS

LAST UPDATED: MARCH 19, 2024



ENGINEERS &
GEOSCIENTISTS
BRITISH COLUMBIA

In partnership with:



The Association of Professional
Engineers and Geoscientists of Alberta



Professional Engineers
Ontario

And supporting:



A P E G S
Association of Professional Engineers
& Geoscientists of Saskatchewan



Engineers
NOVA SCOTIA

ENGINEERS
GEOSCIENTISTS
New Brunswick
INGÉNIEURS
GÉOSCIENTIFIQUES
Nouveau Brunswick

Engineers Yukon

PGO
PROFESSIONAL GEOSCIENTISTS ONTARIO

EngineersPEI

TABLE OF CONTENTS

1.0	REQUIREMENTS	1
1.1	MINIMUM SYSTEM REQUIREMENTS	1
1.2	TESTING ENVIRONMENT	1
2.0	BEFORE THE DAY OF YOUR EXAM	2
2.1	BOOKING YOUR VIRTUAL PROCTORING SERVICE	2
2.2	ACCESS YOUR EXAM ACCOUNT	6
2.3	ASSESSBANK EXAMINATION PLATFORM – PREVIEW	6
3.0	EXAM DAY RULES	8
3.1	EXAM DAY RULES REGARDING PROHIBITED DEVICES	8
3.2	ACADEMIC MISCONDUCT	9
4.0	ON THE DAY OF THE EXAM	11
4.1	CONNECTING TO EPROCTOR CANADA	11
4.2	WHAT TO EXPECT ONCE YOU HAVE CONNECTED WITH A LIVE PROCTOR:	11
4.3	UPLOADING CALCULATIONS/PAPER SOLUTIONS	12
5.0	FREQUENTLY ASKED QUESTIONS	14
<u>APPENDIX</u>		
	EXAM RULES AND STATEMENT OF UNDERSTANDING	18

For the most up-to-date information on the status of technical exams, please visit:
<https://www.egbc.ca/Registration/Individual-Registrants/How-to-Apply/Examinations-Seminars/Academic-Examinations/Status-of-Online-Academic-Exams>

Please review this candidate guide to ensure that you are equipped and prepared to take the exam before your sitting date. This guide applies to candidates registered for technical exams for the following participating bodies:

- Engineers and Geoscientists BC (EGBC)
- Association of Professional Engineers and Geoscientists Alberta (APEGA)
- Association of Professional Engineers and Geoscientists Saskatchewan (APEGS)
- Professional Engineers Ontario (PEO)
- Engineers Nova Scotia (APENS)
- Professional Engineers and Geoscientists Newfoundland and Labrador (PEGNL)
- Engineers Yukon (APEY)
- Association of Professional Engineers & Geoscientists NB (APEGNB)
- Professional Geoscientists Ontario (PGO)
- Engineers PEI (EPEI)

1.0 REQUIREMENTS

1.1 MINIMUM SYSTEM REQUIREMENTS

With virtual proctoring, you are required to use a desktop or laptop with strong and stable internet connections. [AssessBank](#) and [eProctor Canada](#) are the exam platform and virtual proctor providers. Both services and servers are hosted in Canada.

- It is highly recommended that you conduct a [Speed Test](#) to ensure your internet speeds meet the requirements to complete your exam with eProctor Canada. eProctor network requirements are: 2.5 Mbps minimum upload speeds and 2.5 Mbps minimum download speeds.
- Ensure that you are using a modern browser:
 - Chrome – recent version
 - Firefox – recent version
 - Safari – recent version
 - Edge – recent version
- Operating system minimum requirements:
 - Windows: Windows 7 or later; or
 - Mac: OS X 10.9 or later

1.2 TESTING ENVIRONMENT

It is required that you ensure you:

- Take the exam alone in a private room with stable, high-speed internet.

Please note: it is strongly recommended that candidates take the exam at home (work or public internet connections may use VPN services that interrupt the connection).

- Use a desktop or laptop with webcam and microphone capability. Do not use a mobile device or a tablet to access the exam as it is incompatible with the virtual proctoring requirements.
- A physical monitor to display the exam. The exam cannot be displayed using a projector.

2.0 BEFORE THE DAY OF YOUR EXAM

FOR SPRING/SUMMER 2024 (May – July) candidates – the exam schedule has been published and booking for virtual proctoring takes place between March 18 through to April 1, 2024.

<https://www.egbc.ca/Registration/Individual-Registrants/How-to-Apply/Examinations-Seminars/Academic-Examinations/Status-of-Online-Academic-Exams>

Important: You must book a time with eProctor Canada to sit for your exam. You must only book the exam(s) that you are registered and confirmed for with your Association. It is the responsibility of the candidate to be aware and to confirm which exams they are registered for PRIOR to booking with eProctor Canada.

If you book an exam with eProctor Canada without being registered for it with your Association, you will be responsible for additional costs incurred.

You must book an examination timeslot through [eProctor's booking site](#). All exam topics will be available through eProctor's booking site during the booking window, which will be open approximately 4-5 weeks **before** the first day of the exam session.

If you do not book an examination timeslot with eProctor Canada within the booking window, you will not be able to write your examination.

You **MUST** book your exam according to the date provided on our online examination schedule. Booking an examination on an alternative date will result in the cancellation of your exam booking. If you decide to cancel/defer your exam, please ensure that your eProctor Canada booking is also cancelled. Candidates are responsible for additional costs of rebooking if their exam booking is not cancelled or if they are absent from the examination.

Note for special accommodation: You must request any special accommodation(s) before the deadline and during the booking period. Please contact your Association directly.

2.1 BOOKING YOUR VIRTUAL PROCTORING SERVICE

Timeslots are available on a first come first serve basis. To schedule a timeslot, you will need to follow the steps below.

1. Go to www.eproctorcanada.com
2. Click "Book an Exam"
3. If you have not already created an account, you will need to create one at this point- click "Create Account"
4. Login (using credentials created in Step 3)

5. Click “Download Application” and begin download (if you are using a work-issued desktop/laptop, please ensure that your organization’s IT policy allows the download of this application. It is recommended to use a personal computer if possible)
6. Click “Book an Exam”. You can find this option in the menu under ‘Dashboard’.
7. In the Training Provider field, select “**Engineers and Geoscientists BC**”
8. In the Exam Field below, select your exam(s).

Important: If you are sitting for multiple exams/sessions, you must book each session separately.

Please note, it can take up to 2 business days for an exam booking to be approved.

Book Exam

Engineers and Geoscientists of British Columbia

Please Select an Exam

12 PM ET 12-05-23 16CivA5/07WrseA4/07StrB11. Hydraulic Engineering

12 PM ET 12-05-23 16CivA5/07WrseA4/07StrB11. Hydraulic Engineering

12 PM ET 12-05-23 16CivA5/07WrseA4/07StrB11. Hydraulic Engineering

12 PM ET 15-06-23 16MecA7/98MarA5, Advanced Strength of Materials

12 PM ET 15-06-23 16MecA7/98MarA5, Advanced Strength of Materials

12 PM ET 15-06-23 16MecA7/98MarA5, Advanced Strength of Materials

12 PM ET 19-06-23 16CivA1/07StrA1, Elementary Structural Analysis

DESCRIPTION

-

EXAMPLE:

Please note, it can take up to 2 business days for an exam booking to be approved.

Book Exam

11am ET 06-11-23 16CivA1/07StrA1, Elementary Structural Analysis

EXAM DETAILS

DURATION	3 Hours
EXAM PRICE	\$0

Next Available Booking Time: August 28, 2023 08:00 am

Date: 11/06/2023

Time: 08:00 am (PT)

[← Previous](#) [Next →](#)

Book the date/time that matches the date/time in the exam title.

When you select the date and time, please ensure it matches with the date stated in the exam title. Your time selection is according to your time zone setting in your eProctor Canada account (see below):

Account Details

Email Address: [Redacted]

Last Name: [Redacted] First Name: [Redacted]

Time Zone: Pacific Time (PT) - UTC-8

9. Click next and complete the date/time field according to your scheduled exam. Ensure that the selected date corresponds to the exam date listed on the [exam schedule](#). Please note that you **must** book your exam according to the date provided on our online schedule. eProctor has added the assigned dates to the corresponding examination titles on the booking platform for your reference. Click next to Confirm Order. *There is no additional cost to book the proctoring session – it is included in your exam registration fee.
10. Do NOT book your exam in multiple sittings. You should only book one time slot for an individual exam.
11. eProctor Canada will approve each booking as they come in within 3 business days.
12. Once your exam booking is confirmed you will receive a confirmation email from eProctor. You **MUST** rely on the exam date and time listed in eProctor’s confirmation email as this is the most accurate information for your exam booking. Please ensure you account for any time zone differences when confirming your exam time.
13. We **strongly** recommend downloading the eProctor Canada application to ensure that you can pass the hardware and network tests. **Note: If you see that your examination is listed multiple times in the dropdown menu, it is important to note that each of these examination listings correspond to a different time slot that the examination is offered. Candidates may need to proceed to the booking page to see what time slot each examination listing corresponds to.**

Book Exam

Engineers and Geoscientists of British Columbia

Eleca1|

12PM ET 15-05-23 16ElecA1, Circuits
12PM ET 15-05-23 16ElecA1, Circuits
12PM ET 15-05-23 16ElecA1, Circuits
12PM ET 15-05-23 16ElecA1, Circuits
4PM ET 15-05-23 16ElecA1, Circuits
4PM ET 15-05-23 16ElecA1, Circuits

DESCRIPTION
-

Exam candidates registered at the same home address, and writing identical exam topics MUST book the same proctoring session. All exam candidates at the address should be undertaking the exam at the same time.

If you come across a time slot that is listed as “Fully Booked,” please try another examination listing until you can find one that is not. If all time slots are showing as “Fully Booked,” please contact .

If you have any issues or require further technical support with the eProctor Canada application, please contact their support team: <https://www.eproctorcanada.com/contact-us/>.

2.2 ACCESS YOUR EXAM ACCOUNT

The exam is hosted on: <https://egbc.assessbank.ca/abapp>. Your proctor will share this link with you after check-in.

Your AssessBank login credentials will be set up approximately 1 month in advance:

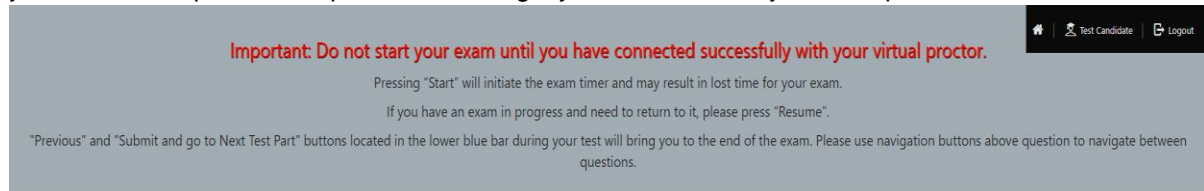
Username/Login: your email address (registered with your regulator)

Password: your password is preset using your **regulator's acronym (lowercase)** and your **date of birth (mmddyyyy)** ex. *Peo_03091987* (see '[How to Access Your Examination](#)' for guidance)

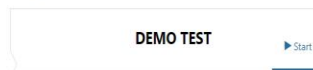
2.3 ASSESSBANK EXAMINATION PLATFORM – PREVIEW

To help familiarize you with the testing format and platform features we have included a few previews of the examination platform.

Once you enter your login credentials you will be able to view all the 'Available' exams you are scheduled to take on that day. You should only access examinations once you have connected to your live online proctor. To proceed and begin your examination you must press 'Start'

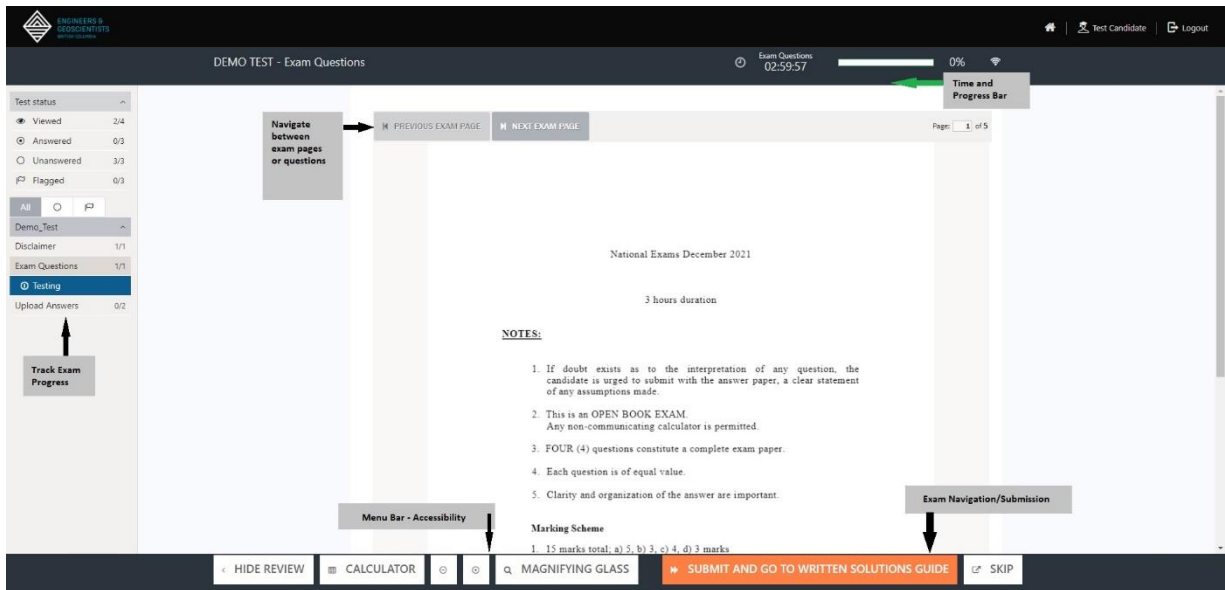


Available: 1

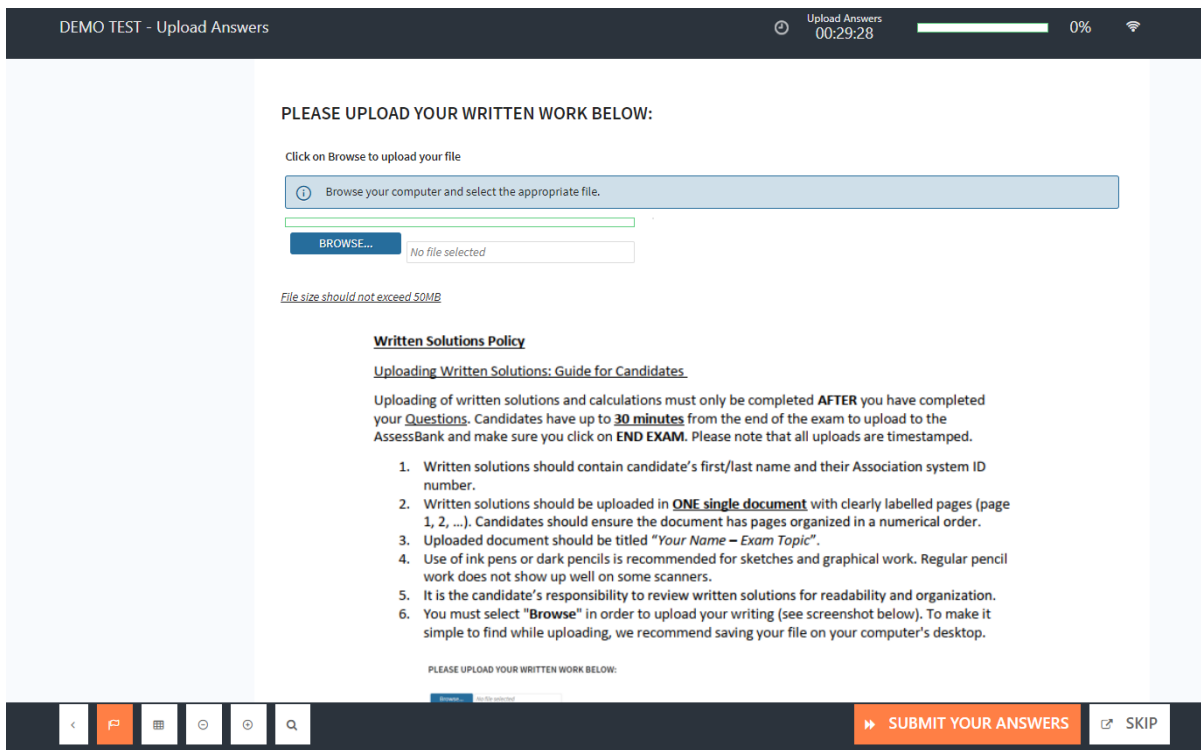


There are several features available on AssessBank platform during your examination (see the corresponding screenshot below):

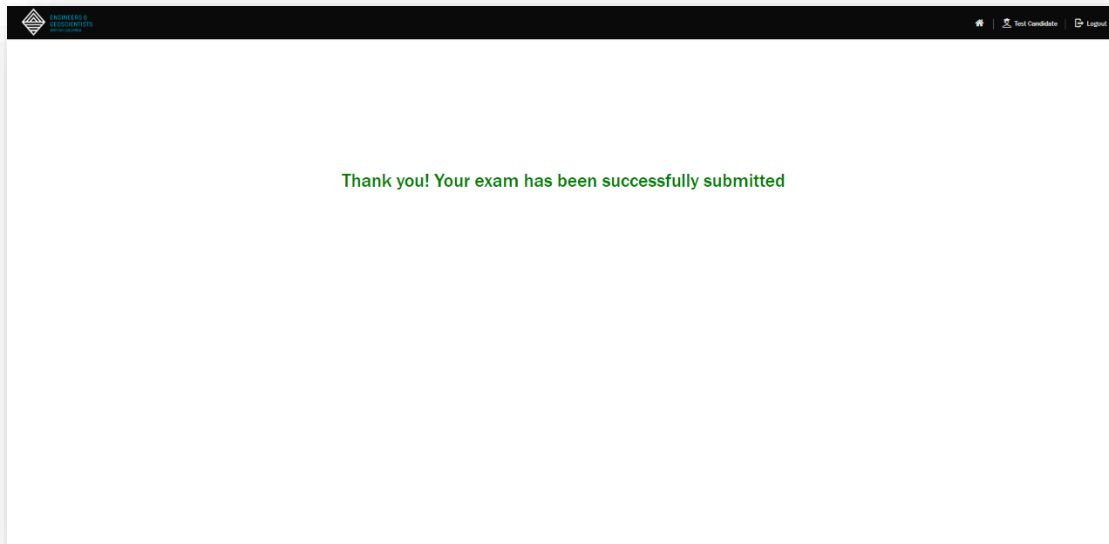
1. The left-hand side of the screen tracks your exam process or the item you are on.
2. At the top of the exam, a timer and progress bar is displayed to assist you with managing time as you progress through the exam.
3. To navigate between questions/pages, you can click the grey "Next" and "Previous" located above the question.
4. Once you have completed all of the exam questions, click 'Next' in the bottom bar (in blue) to review the instructions for uploading your written solutions for marking.
5. The menu bar at the bottom allows you to use several accessibility features such as a calculator, zoom, and magnifying glass options.



6. Once you click on Submit and go to Written Solutions Guide, the proctor will disconnect, and you will have 30 minutes to scan and upload your answers (see screenshot below):



7. Once you upload your answers and submit the exam, you will see the following message. In case you do not see this message or have any technical issues, you can email your copy of written solutions to exams@egbc.ca to upload on your behalf.



3.0 EXAM DAY RULES

3.1 EXAM DAY RULES REGARDING PROHIBITED DEVICES

To ensure that no one gets an unfair advantage on test day, the virtual proctor will be monitoring each exam session for the use of cell phones and other prohibited electronic devices. Note that exam sessions are recorded for review purposes. Any perceived academic misconduct will be investigated which may result in your exam being ineligible for marking and impact your application for registration.

Prohibited devices include, but are not limited to:

- Cell phones or smartphones
- Additional laptops and monitors
- Audio players/recorders, tablets, notebooks, notepads, Google Glasses, or any other personal computing devices
- Cameras
- Unauthorized calculators
- Any devices, including digital or smart watches, that can be used to record, transmit, receive, or play back audio, photographic, text, or video content

Note that you are being recorded throughout the exam and your proctor can make random checks to ensure there are no unauthorized aids/material on your desk. If you are found using unauthorized aids, including electronic devices at any time during the examination, including during breaks, it is grounds for immediate dismissal and will result in an automatic failure.

At all times, be prepared to pan your webcam for the virtual proctor as he/she may ask to see your workstation surface. Only authorized aids will be permitted so be prepared to answer any questions from the virtual proctor on authorized items.

The permissible items allowed will vary depending on the specific exam format for the topic you are taking. Please refer to that format that has been communicated to you.

As a reminder, if your exam(s) is open book, you may only use **physical or printed copies** of textbooks or notes. Digital copies of books or notes that require the use of a digital device are not permitted. We recommend candidates have eBooks or PDFs printed if you intend to use it for the examination(s).

3.2 ACADEMIC MISCONDUCT

Inappropriate behavior during or following an exam may result in actions being taken by the invigilators, testing center or the association/regulatory body. Inappropriate behavior and exam misconduct include, but are not limited to:

- copying, producing, reproducing, removing exam questions and/or responses (in any format);
- taking notes about the exam from inside or outside the exam room;
- disclosing exam questions or responses, in whole or in part, in any form or by any means (for example, orally, in writing, electronically, on the Internet);
- giving or receiving assistance of any kind during the exam, including copying the answers of another applicant;
- taking the exam for someone else or having the exam taken for the applicant by someone else;
- using prohibited aids such as cell/mobile phones, hand-held computers or other unauthorized electronic devices, recording or photographic devices, and watches;
- using, or attempting to access prohibited study aids such as test preparation materials or unapproved study materials, textbooks, and notebooks during the exam; and
- seeking help in answering questions (in person, by phone, text, by email, etc.), engaging in disruptive disturbances or causing disturbances of any kind, and/or failing to follow invigilator instructions.

Investigations of potential academic misconduct may include requiring applicants to attend an interview or hearing led by the appropriate association/regulatory body.

Applicants who engage in inappropriate behavior or academic misconduct may, at the sole discretion of the association/regulatory body, be subject to any one or more of the following:

- reassignment by the invigilators before or during an exam of an applicant's seat or exam place;
- ejection from the exam place or online platform;

- withholding of exam results of those applicants involved until a determination has been made by the appropriate association/regulatory body whether academic misconduct occurred;
- cancellation of the score(s) of part(s) or all of the applicant's exam and recording of a "failure" result for the exam;
- special conditions imposed by the appropriate association/body's at its discretion for subsequent attempts at the exam or other future assessments of the applicant, including costs for special administration of subsequent exams for the applicant;
- denial of permission to participate in future assessments for a period of time determined by the appropriate registration/credentials committee (exams, interviews or other assessments of credentials);
- denial of registration by the appropriate associate/regulatory body;
- reporting of the misconduct to the test provider, other appropriate professional regulatory and/or legal authorities; and
- the exercise of all available legal remedies by the association/regulatory body and/or the test provider including cost recovery for the investigation and/or for the creation of new questions, general and special damages and injunctive relief.

The appropriate association/regulatory body reserves the right to cancel an assessment or exam if it has been determined that the security of the assessment has been violated.

The associations/regulatory bodies reserve the right to delete from scoring any test item which is found to have been exposed to one or more applicants before the exam.

While the examinations are conducted electronically, please be aware that the Examination Misconduct Policy (for Engineers and Geoscientists BC candidates) or equivalent misconduct policies set by participating regulators are still applicable and enforced. Please take the time to review the attached policy prior to your exam.

Before your scheduled exam begins, you will be required to acknowledge your understanding of the exam rules – a sample of the Exam Rules and Statement of Understanding can be found in the [Appendix](#) section.

Be aware that sharing of confidential exam content is strictly prohibited, including your exam solutions and rough work. Sharing, or attempting to share, exam content may impact your application for registration. Please store your exam solutions in a secure and confidential place for your records until you have received your exam results.

4.0 ON THE DAY OF THE EXAM

4.1 CONNECTING TO EPROCTOR CANADA

Details regarding the exact exam date and time are listed in eProctor's confirmation email. Please ensure you account for any time zone differences when confirming your exam time.

1. **30 minutes before exam time, you should re-download the eProctor application. Once the download is complete enter login credentials and select the exam by clicking on the title. This will notify the Proctor you are ready to begin.** Logging in through the eProctor Canada application at least 30 minutes earlier than the scheduled time allows proctors to have enough time to conduct the check-in process and review exam procedures.

Candidates will see a loading screen (green circles) until the proctor has a chance to do the check-in at which point, they will review our exam rules and ensure there are no unpermitted materials.

Once candidates are checked-in, the exam link will be sent to you through eProctor Canada where you can login with your AssessBank credentials and launch your test.

IMPORTANT NOTE: To avoid issues with accessing the exam, please do not login to the AssessBank platform at least one hour before your scheduled exam time. As noted above, you will be asked to login to the exam platform through the eProctor Canada application. However, when there has been another session recently open in a browser, this may cause a technical issue resulting in delays.

Please note that you are expected to check-in early to start your exam on time. Exact exam time is confirmed in eProctor's confirmation email. Be mindful of any time zone differences! Candidates are typically given a 15-minute grace period. However, after exceeding the grace period, candidates will only have the remainder of the time from the scheduled start and will not be given the full duration to complete the exam. For example, if a candidate is one-hour late for a three-hour exam, the proctor will end the session after 2 hours.

4.2 WHAT TO EXPECT ONCE YOU HAVE CONNECTED WITH A LIVE PROCTOR:


The proctor will:

- Confirm your identity with a government-issued ID (e.g., passport, driver's licence). This must be an ID in the original form (i.e., no virtual/digital IDs).
- Complete a workstation sweep (please ensure your desk area is clean and clear except for allowed peripherals for your exam).
- Ensure your camera angle captures your face and your physical workspace.
- If you required technical assistance at any time throughout your exam, the eProctor Canada support team and proctors are available via phone or live chat in the eProctor Canada application.

4.3 UPLOADING CALCULATIONS/PAPER SOLUTIONS

Most exam(s) require the submission of paper solutions/calculations. Uploading of written solutions and calculations must only be completed **AFTER** you have completed your Questions. Candidates have up to **30 minutes** from the end of the exam to upload to the AssessBank and make sure you click on **END EXAM**. Please note that all uploads are timestamped.

1. Written solutions should contain candidate's first/last name and their Association system ID number.
2. Written solutions should be uploaded in **ONE single document** with clearly labelled pages (page 1, 2, ...). Candidates should ensure the document has pages organized in a numerical order.
3. Uploaded document should be titled "*Your Name – Exam Topic*".
4. Use of ink pens or dark pencils is recommended for sketches and graphical work. Regular pencil work does not show up well on some scanners.
5. It is the candidate's responsibility to review written solutions for readability and organization.
6. You must select "Browse" in order to upload your writing (see screenshot below). To make it simple to find while uploading, we recommend saving your file on your computer's desktop.



PLEASE UPLOAD YOUR WRITTEN WORK BELOW:



Browse... No file selected

Please note that the file size cannot exceed 50MB.

7. If your examination does not require written solutions, you are not required to upload any additional material.

If you notice that it takes longer than 15 minutes to upload a file to AssessBank, please cancel the upload and try uploading the same file again. If you still experience the same issue, please click on 'end exam' and you can email your copy of written solutions to exams@egbc.ca to upload on your behalf.

FOR THOSE WITHOUT ACCESS TO A SCANNER, we recommend using mobile scanning apps such as **Microsoft Lens** (available on iOS and Android) or **Notes** (iOS only), which allows you to scan documents into one file using your phone's camera. We strongly recommend that you install and test out the app beforehand to ensure you can capture and save documents without any issues on the day of your exam.

 <p>Microsoft Lens</p> <p>Microsoft Lens <u>iOS and Android</u></p> <ul style="list-style-type: none">• <u>How to use Microsoft Lens for iOS</u>• <u>How to use Microsoft Lens for Android</u>	 <p>Notes iOS only (pre-installed on iOS devices)</p> <ul style="list-style-type: none">• <u>How to scan documents on your iPhone</u>
---	---

5.0 FREQUENTLY ASKED QUESTIONS

1. Will I be allowed bathroom breaks?

If you need to take a bathroom break, please notify your proctor. The eProctor Canada software allows you to live chat or request assistance. The proctor will note down when and how long you were away from your desk. Please note that the timer on the exam will not pause for bathroom breaks and cannot be added back to the exam.

2. I cannot connect to the proctor because the software check indicates I do not meet the system requirements – what should I do?

All candidates are strongly recommended to ensure they have a computer and internet connection that meets the minimum system requirements. If you encounter issues with connecting, please first contact eProctor Canada for assistance (<https://www.eproctorcanada.com/contact-us>).

You can also contact your association/body for further assistance:

Partnering Body	Email
Engineers and Geoscientists BC	exams@egbc.ca
APEGA (Association of Professional Engineers and Geoscientists Alberta)	technicalexams@apega.ca
APEGS (Association of Professional Engineers and Geoscientists Saskatchewan)	apegs@apegs.ca
PEO (Professional Engineers Ontario)	exams@peo.on.ca
PGO (Professional Geoscientists Ontario)	examinations@pgo.ca
APEGNB (Association of Professional Engineers and Geoscientists New Brunswick)	registration@apegnb.com

APENS (Association of Professional Engineers of Nova Scotia)	registration@engineersnovascotia.ca
EPEI (Engineers PEI)	info@EngineersPEI.com
PEGNL (Professional Engineers and Geoscientists of Newfoundland & Labrador)	pegnl@pegnl.ca

3. I was disconnected with the live proctor during my exam. What should I do?

Exam candidate MUST immediately attempt to reconnect through the eProctor application. If the reconnection fails, please contact eProctor Canada for assistance.

eProctor's support team can be reached at: <https://www.eproctorcanada.com/contact-us/>.

Please note that candidates cannot continue with the exam without virtual proctoring. If a candidate is found to have continued with the examination without a proctor this will be considered an academic misconduct.

All answers on the test platform are saved continuously so you will be able to resume exam work where you left off.

4. I lost exam time due to a disconnection during my proctoring session. Will I receive additional time once I resume my examination?

If a candidate gets disconnected from the exam at no fault of their own, they should notify the proctor immediately so that the disconnection can be documented. If technical issues cannot be resolved online, the proctor may contact the candidate via email or phone. Use of phone/email is allowed as an exception in these instances.

If the disconnection occurs due to candidate's internet instability no additional time will be added once the exam resumes. Every abnormal activity is recorded, and technical issues are investigated in consultation with eProctor Canada and AssessBank. Please note that it is the responsibility of every candidate to ensure a stable network connection.

5. How can I confirm that the uploaded paper solutions/calculations have been successfully received?

All candidates are encouraged to download a copy of the uploaded documents immediately after they have been successfully uploaded. If the folder contains the uploaded documents and the trial download of the document(s) is successful, candidates can be assured that the uploaded materials have been received.

If you notice that it takes longer than 15 minutes to upload a file to AssessBank, please cancel the upload and try uploading the same file again. If you still experience the same issue, you can email your scanned rough work to exams@egbc.ca to upload on your behalf. Note that you should only be sending

your rough work to the exams email address if you are experiencing technical issues with the AssessBank platform. A time stamp will be applied to the time that we receive your rough work via email. The same one-hour time limit to upload will apply and should be followed. Note that we will send a confirmation e-mail once the rough work is uploaded, but this may take 2-3 business days.

Please note that it is the candidate's responsibility to review paper solutions for readability and organization.

6. Should I be concerned about privacy issues when using eProctor Canada?

No, there are no privacy concerns when downloading or using eProctor Canada application. Unlike other invasive proctoring software, eProctor Canada does not have access to the candidate's files and cannot control a candidate's desktop. While the proctor will be able to view your screen activity during the examination, they will not be able to access or control any other part of the computer. This proctoring provider was selected specifically to ensure minimal invasion of privacy.

7. When can I expect to receive my examination results?

Examination marks will be released on the rolling basis. Candidates can expect to receive their results within approximately four weeks after the examination date.

8. Can I request a review (re-read) of my exam results?

Candidates may request a re-read of exam results. In accordance to [PEO's Technical Exam Policy](#), candidates may request and submit payment (through their respective Association) a formal re-read request within 30 days of being notified their result. Note that the re-read result is final and would replace the initial result. Please be aware that re-read results may take up to 8 weeks to complete.

9. Can I get a copy of my submitted written responses?

Candidates are only provided with a grade. A copy of the submitted/marked written responses is not Provided and solutions are not available.

10. My computer does not have a built-in microphone. Can I use my headphones during the examination?

Headphones can be used during the check-in process while connecting to the proctor. However, prior to starting the examination you will be asked to remove your headphones. You may not use headphones during the examination itself.

11. Can I take the exam with a second computer monitor?

eProctor Canada software only functions with one monitor and you will not be able to take the examination using multiple monitor screens. If you want to use a larger monitor for the exam the display settings must be set as "Duplicate" and not "Extended". An attempt to use additional monitors without consent from your Association may result in immediate termination from the exam and/or may result in disciplinary action.

12. Am I allowed to have food and drinks during my examination?

Yes, candidates are allowed to have food and drinks during their examination. We ask that your drink be in a clear glass or water bottle, and it should be noted that proctors may ask to examine food or drink containers/wrappers for the examination.

13. I have checked in with eProctor Canada but I do not have access to my exam/am assigned the incorrect exam.

Please notify your proctor immediately. The proctor will contact Association staff to confirm registration of the appropriate exam(s). The proctor will not be able to change your exam without confirmation from the Association.

If it is determined that you are not eligible to take the exam (e.g., booked with eProctor but did not register with your Association), you will be responsible for costs incurred. By booking for a spot with eProctor Canada, a live proctor is assigned to you and the Association is required to cover the cost regardless of whether the candidate can take the exam or not.

14. I booked with eProctor Canada but have decided to cancel or defer my exam sitting to a future session.

If you decide to cancel/defer your exam, please contact your Association and to also ensure that your eProctor Canada booking is cancelled to avoid any additional costs incurred.

15. I am late for my exam. Will I be able to have my time extended?

No, please note that you are expected to check-in early to start your exam on time. Candidates are given a 15-minute grace period after their scheduled start time. However, after exceeding the grace period, candidates will only have the remainder of the time from the scheduled start and will not be given the full duration to complete the exam. For example, if a candidate is 30 minutes late for a 3-hour exam, the proctor will end the session after 2 hours 30 minutes.

APPENDIX

EXAM RULES AND STATEMENT OF UNDERSTANDING

Prior to starting your exam on the platform, you will be required to acknowledge and accept the statement of understanding. The following is the statement of understanding that you will see at the start of every exam. Please ensure to review this information prior to your exam.

Please remember:

- Do not start your exam until you have connected successfully with your virtual proctor.
- Proceeding past this page without being connected to a virtual proctor may be deemed as misconduct.

READ THIS INFORMATION CAREFULLY BEFORE CONTINUING TO THE NEXT PAGE

1. The academic/technical examinations are highly confidential. The examination questions are the property of the Professional Engineers Ontario (PEO), Association of Professional Engineers and Geoscientists Alberta (APEGA) or Engineers and Geoscientists BC (EGBC). Unauthorized disclosure of the examination questions is prohibited under copyright laws. By digitally signing this candidate/applicant statement of understanding, you agree to maintain the confidentiality of the exam questions.

You must therefore:

- a. Keep the exam content confidential, even after the exam. This also includes not discussing the content with anyone who wrote the exam before you, with you or who has not written the exam yet.
 - b. Not use or be in possession of any electronic device (such as cell phones, cameras, pagers, iPods, etc.) in the exam room.
 - c. Realize that any recording or memorization of exam questions is strictly forbidden whether you intend to recreate parts of the exam for financial gain or not.
2. By registering to take an academic/technical exam, a candidate agrees to abide by all regulations, as well as oral and written instructions controlling the conduct of the examination. These regulations are intended to preserve the integrity of the examination process by providing standard test administration conditions that yield valid and reliable results.
 3. Candidates are recorded and may be observed at all times while they are taking the exam. This observation will include direct observation by proctors. Proctors may not necessarily inform you of their observations, but they are required to report behaviour that may violate the terms and regulations of the academic/technical exams or other forms of irregular behaviour.
 4. Candidates consent to the video and audio recording of their exam session ("Recording"). Candidates agree that
 - a. the Recording of their exam session can be used and admitted as evidence in all cases where breaches of these examination rules are identified, including in disciplinary and other similar regulatory proceedings established to address

- allegations of breaches of the rules of the examination, without further proof of authenticity, reliability or accuracy; and
- b. the Recording accurately represents their examination session and the events portrayed therein.
5. Any cheating and/or breach of confidentiality/security or any attempt to subvert the examination process by any candidate violates the purpose and principles of the examination. Any candidate who carries out, takes part in or who witnesses such behaviour must report it to the proctor and/or their respective association/regulatory body as soon as possible.
 6. All partnering associations/regulatory bodies strive to report results that accurately reflect the skill and performance of each candidate and represent a valid measure of their knowledge or competence as sampled by the examination. Accordingly, our standards and procedures for administering examinations have two related goals: giving candidates comparable opportunities to demonstrate their abilities and preventing any of them from gaining an unfair advantage over others. To promote these objectives, partnering associations reserve the right to cancel or withhold any examination results when, in the sole opinion of the partnering associations, a testing irregularity occurred; cheating has occurred; there is an apparent discrepancy in, or falsification of, a candidate's identification; a candidate engages in misconduct such as accessing unauthorized websites or materials or plagiarism; when aberrations in performance are detected for which there is no reasonable and satisfactory explanation; or the results are believed to be invalid for any other reason. Conduct occurring before, during or after testing that violates these principles may result in invalidation of examination results and/or other penalties such as disciplinary action against the applicant by the partnering association/regulatory body.
 7. It is your obligation as an aspiring professional member/registrant to report any test security issues (e.g., answer copying, circulation of any copyright material such as exam content, etc.) that you become aware of that occurred before, during, or after the exam administration. These incidents can be reported anonymously to the exam security tip email: exams@egbc.ca.
 8. In order to continue to take the exam you must verify that you have read, understand, and agree to abide by this statement.

By clicking "Submit" and proceeding to the next page, I hereby acknowledge that I have read, understand and agree to the Exam Rules and Statement of Understanding.

Note: During your exam session you will see a "Submit" button that you can click to proceed.