









































APEGBC BALANCED SCORECARD TO JUNE 2014		 = Achieved  = Not Achieved			 = Achieved  = Not Achieved				
Goals	Key Performance Indicator Measure	2011/2012 TARGET	2011/2012 Actual	2011/2012 Achieved	2012/2013 TARGET	2012/2013 Actual	2012/2013 Achieved	2013/2014 TARGET	Reason for Target Change in 2013/2014
To uphold and protect the public interest in matters related to engineering and geoscience									
	1 Practice oversight: No. of Practice Guidelines Completed (Base=12)	24 completed with 2 new and 2 updated	8 developed, 4 updated		3 developed, 2 updated	4 developed, 3 updated		2 developed, 3 updated	Guideline work plan as supported by APEGBC Committees
	2 No of Practice Reviews (Base =120 or 0.6%)	200	189		185	185		185	No change
	3 % Compliance with Major Practice Requirements	96%	96%		96%	96%		96%	No change
	4 Complaints from receipt to closure or forwarding to Investigation Committee	85% in 5 months	85% in 7.8 months		85% in 5 months	85% in 6.1 months		85% in 5 months	No change
	5 Professional Renewal Implementation Plan	60%	90%		100%	95%(outstanding issue is a bylaw making it mandatory that members declare their areas of practice)		100%	No change
	6 PEER Program related deliverables including practice guides, seminars, OQM, practice advice to members and other initiatives	Implementation Plan Report	100% of priorities for fiscal year implemented		Deliver on Items 2,4 and 6 from List of Priorities	Item 2 achieved as OQM certificates issued. Item 4 nearing completion as Code of Ethics materials and training close to being developed. Item 6 still in progress with the intent to have law students to research on other jurisdictions developing a fund to review engineering designs when authorities having jurisdictions raise concerns that have life safety implications.Item 5 regarding broadening the culture of mentoring is well underway.		Continue focus on Item 2, complete Item 4, finish research on Item 6 and continue progress on Item 5.	No change
To earn public respect, trust and appreciation of the professions and the Association									
08-1 Increase Public Profile and Educate the Public	7 Students reached through events and school visits	8,000 students reached through events and school visits	5,463		6,500	10,566		10,000	More capacity built within branch network, better ability to track outreach
	8 Survey Results of the Public re APEGBC is Upholding the Public Interest		Next Survey 2013/2014		n/a	Next Survey 2013/2014		Carry out survey and benchmark against results of previous surveys.	
To advise government in achieving their policy objectives related to engineering and geoscience									
08-5 Identify issues that impact the professions going forward now and later, both internal and external	9 # of files APEGBC engaged on by government.	100% relevant files	100% relevant files		100% relevant files*	100% - 1 (not consulted on wood engineering program at UNBC but invited to announcement)		100%	No change
	10 No. of visits with valued feedback (a means)	50	65		30	121		60	No longer election year
To demonstrate best practices in organizational management and governance									
	11 Registration Decision Timelines: Transfers from Canadian Jurisdictions (Days from Complete Application to Decision)	95% ≤ 3 business days	95% in 3 business days		95% ≤ 3 business days	95% ≤ 4 business days		95% ≤ 3 business days	No change
	12 New P.Eng. and P.Geo. Applicants - Canadian Trained (Days from Complete Application to Decision)	85% in 120 calendar days	85% in 76 calendar days		85% in 80 calendar days	85% in 69 calendar days		85% in 80 calendar days	No change - allows for cushion for online implementation challenges in fiscal 2014
	13 New P.Eng. and P.Geo. Applicants - Internationally Trained (Days from Complete Application to Decision)	85% in 160 calendar days	85% in 148 calendar days		85% in 120 calendar days	85% in 76 calendar days		85% in 105 calendar days	Current month to month performance with cushion for online implementation challenges in fiscal 2014
	14 Net Operating Income/(Deficit) Before Appropriations to Designated Funds	\$200K Surplus	466K surplus		(136K) deficit	338K Surplus		(114K) deficit	As per budget
	15 Operating Expenses Excluding Grants (Gross) per 1,000 Members	\$360K per 1,000 Members	\$360K per 1,000 Members		\$370K per 1,000 Members	\$370K per 1,000 Members		\$390K per 1,000 Members	As per budget
5. To engage and earn the respect, trust and appreciation of members and potential members									
	16 Total attendance at APEGBC CPD Seminars (Baseline = 2400)	2,700	2,242		2,550	2,509		2,550	No change
	17 % voter participation in elections/Fee Bylaws (Baseline = 21.7%)	25%	21.1%		25%	24%		25%	No change
	18 % of members reporting compliance with the CPD guideline	55%	46%		55%	48%		55%	No change
	19 Survey results of a satisfaction survey of members		Next Survey 2012/2013		75% of members satisfied overall	79% overall satisfaction		n/a	Next survey 2014/2015
Docs #76258 v11									